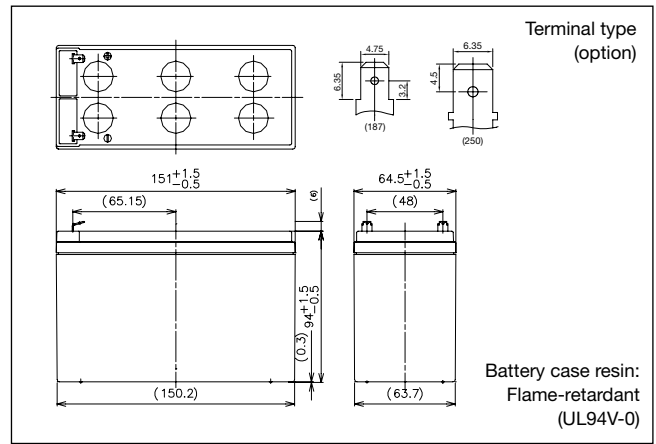


**UP-PW1245P**

For standby power supplies.  
Expected trickle design life: 10 – 12 years at 20 °C according to Eurobat.



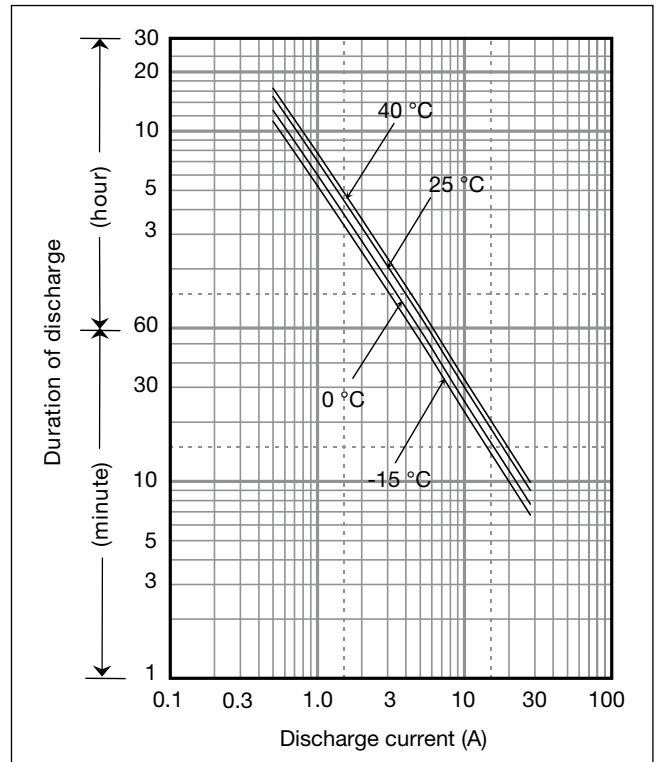
**Dimensions (mm)**



**Specifications**

Nominal voltage	12 V	
Nominal capacity (10 minute rate)	270 W	
Dimensions	Length	151 mm
	Width	64.5 mm
	Height	94 mm
	Total Height	100 mm
Approx. mass	2.6 kg	
Terminal	Faston 187 or Faston 250 with hole	

**Duration of discharge vs Discharge current**



**Characteristics**

Capacity (25 °C)	20 hour rate	112 W
	10 hour rate	195 W
	5 hour rate	268 W
	1 hour rate	410 W
Internal resistance	Fully charged battery (25 °C)	20 mΩ
Temperature dependency of capacity (20 hour rate)	40 °C	102 %
	25 °C	100 %
	0 °C	85 %
	-15 °C	65 %
Self discharge (25 °C)	After 3 months	91 %
	After 6 months	82 %
	After 12 months	64 %

**Watt Table**

(Wattage/Battery)

Cut-off V	3min	5min	10min	15min	20min	30min	45min	1h	1.5h	2h	3h	4h	5h	6h	10h	20h	24h
9.6V	530	410	268	195	159	112	82.1	65.7	45.2	34.9	26.0	20.0	16.5	13.3	8.79	4.76	3.97
9.9V	509	400	263	194	158	112	81.6	65.7	44.3	34.7	25.9	19.8	16.4	13.2	8.75	4.75	3.96
10.2V	490	390	258	193	156	111	80.8	64.4	43.4	33.9	25.6	19.7	16.2	13.1	8.65	4.73	3.95
10.5V	463	360	246	187	151	110	78.7	63.0	41.7	32.8	25.7	19.7	16.1	13.0	8.62	4.72	3.93
10.8V	434	330	234	180	146	109	78.3	61.8	41.3	31.1	24.7	19.3	15.7	12.7	8.52	4.69	3.91

**Ampere Table**

(Ampere/Battery)

Cut-off V	3min	5min	10min	15min	20min	30min	45min	1h	1.5h	2h	3h	4h	5h	6h	10h	20h	24h
9.6V	47.7	36.8	23.9	17.0	13.7	9.57	6.99	5.57	3.82	2.95	2.19	1.67	1.38	1.11	0.732	0.397	0.331
9.9V	45.8	35.9	23.5	16.9	13.6	9.55	6.95	5.57	3.75	2.93	2.17	1.66	1.37	1.10	0.729	0.396	0.330
10.2V	44.1	35.0	23.0	16.8	13.5	9.49	6.88	5.46	3.67	2.86	2.15	1.65	1.36	1.09	0.721	0.394	0.329
10.5V	41.6	32.3	22.0	16.3	13.0	9.40	6.70	5.35	3.53	2.77	2.16	1.65	1.35	1.08	0.718	0.393	0.328
10.8V	39.0	29.6	20.9	15.7	12.6	9.32	6.67	5.25	3.50	2.62	2.08	1.62	1.31	1.06	0.710	0.391	0.326

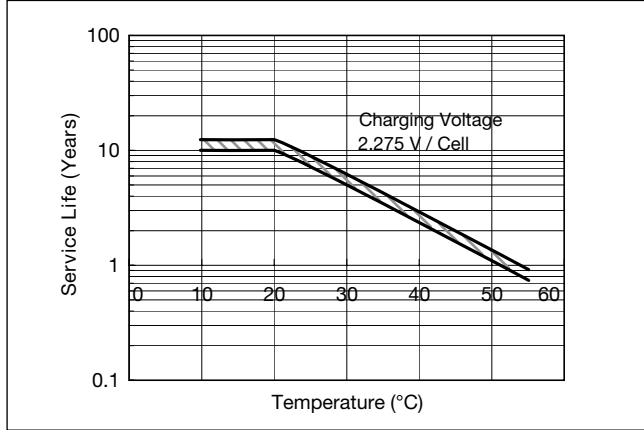
**Charging Method**

Trickle use Control voltage: 13.6 - 13.8 V; Initial current: 1.2 A or smaller

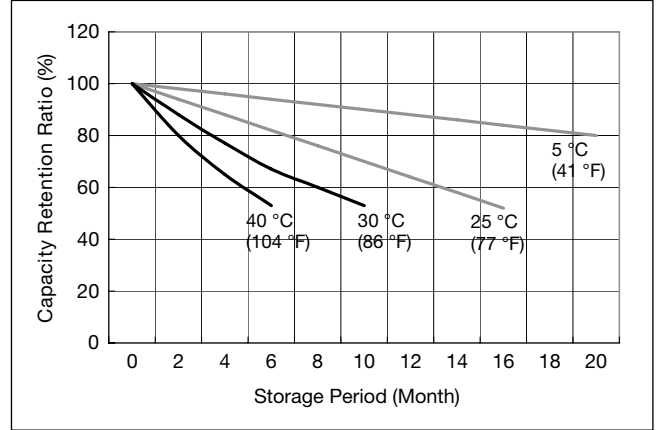
**Cut off voltage**

Discharge current	0.4 A - 1.6 A	1.6 A - 4 A	4 A - 8 A	8 A - 16 A	16 A - 24 A
Cut off voltage (V)	10.5	10.2	9.9	9.3	8.7

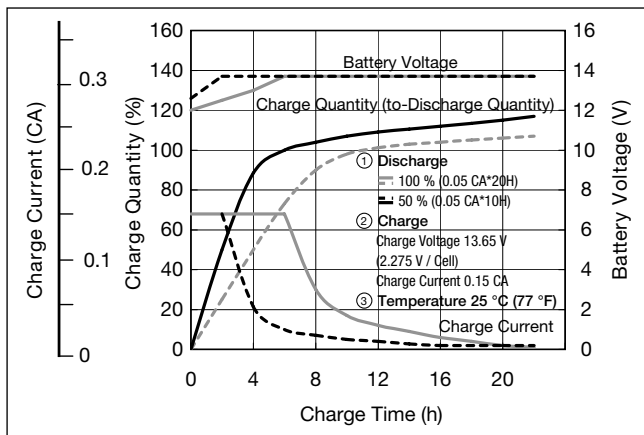
**Influence of Temperature on Trickle life**



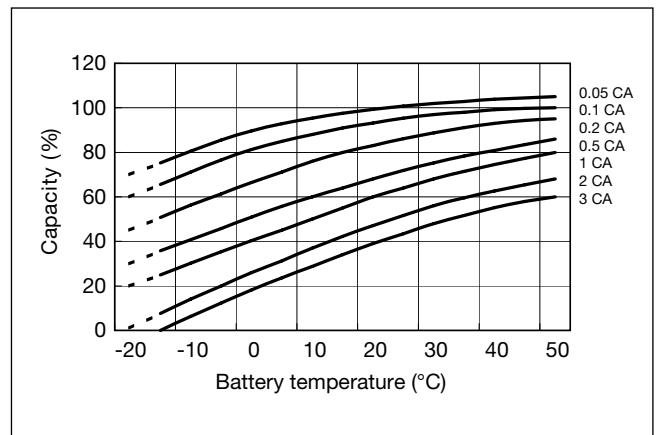
**Residual capacity vs storage period**



**Constant-voltage and constant-current charge characteristics for Trickle use**



**Discharge capacity by temperature and by discharge current**



**Discharge characteristics**

