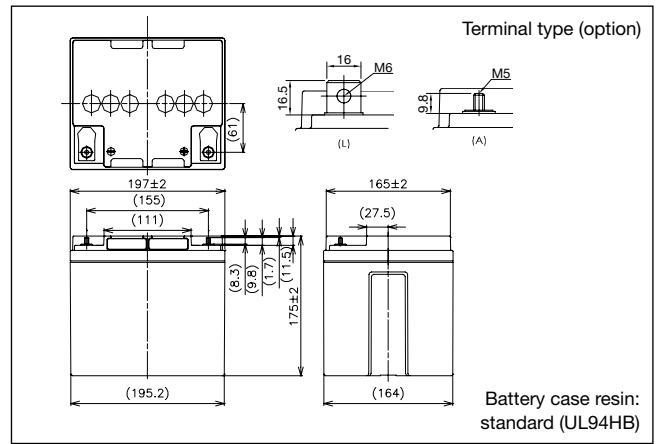


# LC-XC1238P

For main power supplies.  
Cycle long life type.



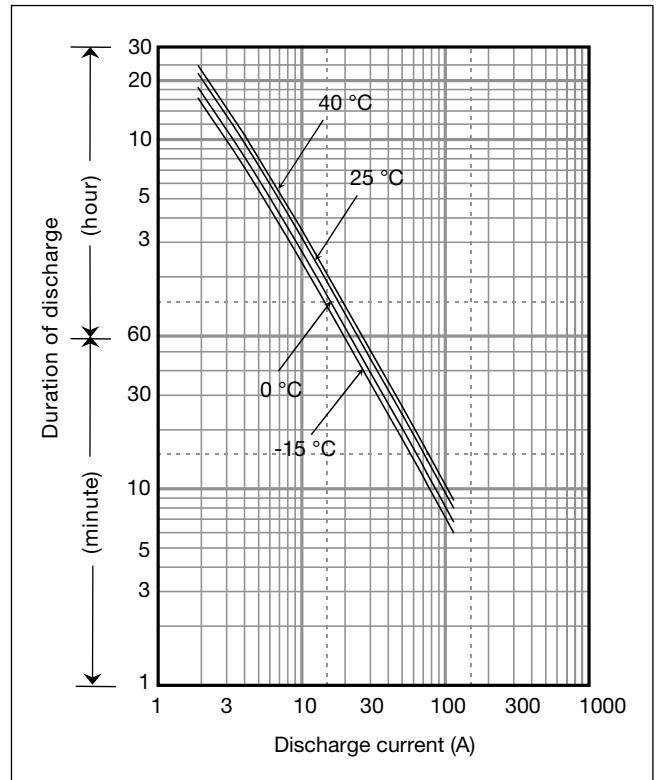
## Dimensions (mm)



## Specifications

Nominal voltage	12 V	
Nominal capacity (20 hour rate)	38 Ah	
Dimensions	Length	197 mm
	Width	165 mm
	Height	175 mm
	Total Height	179.5 mm
Approx. mass	15 kg	
Terminal	M6 Bolt and Nut type	

## Duration of discharge vs Discharge current



## Characteristics

Capacity (25 °C)	20 hour rate	38 Ah
	10 hour rate	36 Ah
	5 hour rate	35 Ah
	1 hour rate	23 Ah
Internal resistance	Fully charged battery (25 °C)	9 mΩ
Temperature dependency of capacity (20 hour rate)	40 °C	102 %
	25 °C	100 %
	0 °C	85 %
	-15 °C	65 %
Self discharge (25 °C)	After 3 months	91 %
	After 6 months	82 %
	After 12 months	64 %

## Watt Table

(Wattage/Battery)

Cut-off V	3min	5min	10min	15min	20min	30min	45min	1h	1.5h	2h	3h	4h	5h	6h	10h	20h	24h
9.6V	1668	1349	1030	800	686	505	351	276	214	169	123	99.2	77.9	68.3	42.0	22.8	19.0
9.9V	1535	1271	1008	788	682	500	350	269	209	168	120	98.0	76.7	68.3	42.0	22.8	19.0
10.2V	1457	1204	980	768	672	489	349	267	185	167	119	96.8	75.5	68.3	42.0	22.8	19.0
10.5V	1446	1126	952	748	661	480	346	265	183	166	119	96.8	75.5	68.3	42.0	22.8	19.0
10.8V	1311	1098	874	716	640	468	308	247	175	155	114	94.4	74.3	67.1	42.0	22.8	18.7

## Ampere Table

(Ampere/Battery)

Cut-off V	3min	5min	10min	15min	20min	30min	45min	1h	1.5h	2h	3h	4h	5h	6h	10h	20h	24h
9.6V	150	121	92.0	69.6	59.1	43.2	29.9	23.4	18.1	14.3	10.3	8.30	6.50	5.70	3.50	1.90	1.58
9.9V	138	114	90.0	68.5	58.8	42.7	29.8	22.8	17.7	14.2	10.1	8.20	6.40	5.70	3.50	1.90	1.58
10.2V	131	108	87.5	66.8	57.9	41.8	29.7	22.7	15.7	14.1	10.0	8.10	6.30	5.70	3.50	1.90	1.58
10.5V	130	101	85.0	65.0	57.0	41.0	29.5	22.5	15.5	14.0	10.0	8.10	6.30	5.70	3.50	1.90	1.58
10.8V	118	98.5	78.0	62.3	55.2	40.0	26.2	21.0	14.8	13.1	9.6	7.90	6.20	5.60	3.50	1.90	1.56

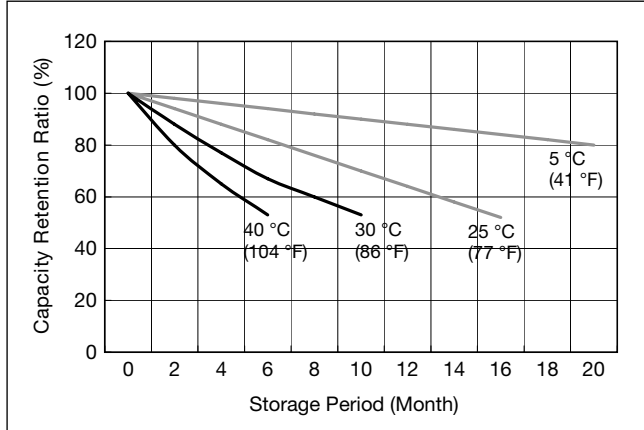
**Charging Method**

Trickle use Control voltage: 14.5 - 14.9 V; Initial current 15.2 A or smaller

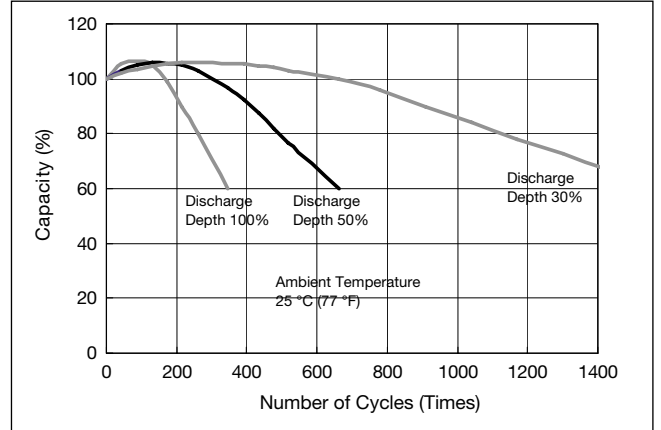
**Cut off voltage**

Discharge current	1.9 A - 7.6 A	7.6 A - 19 A	19 A - 38 A	38 A - 76 A	76 A - 114 A
Cut off voltage (V)	10.5	10.2	9.9	9.3	8.7

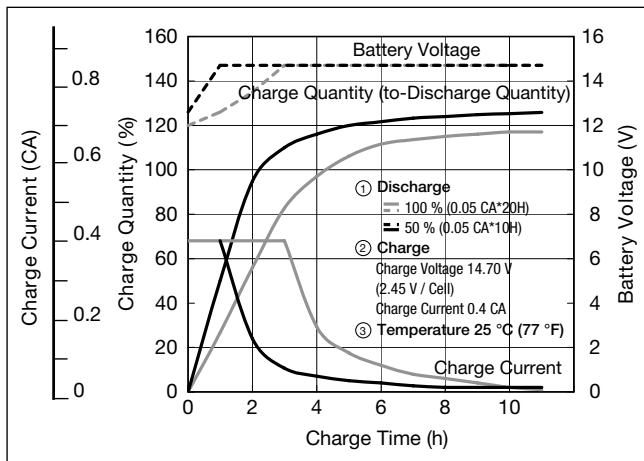
**Residual capacity vs storage period**



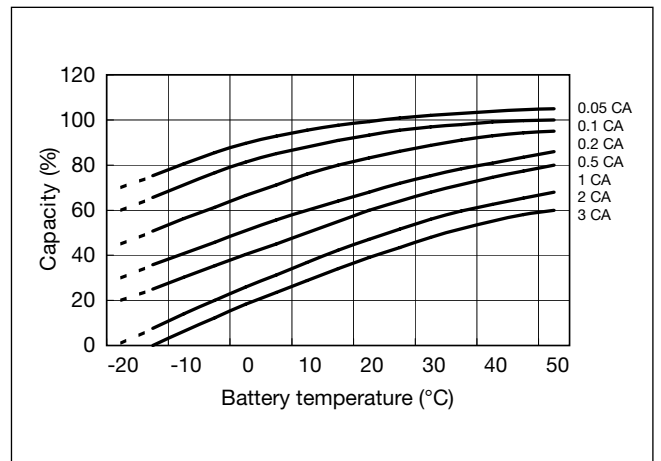
**Cycle life vs Depth of discharge**



**Constant-voltage and constant-current charge characteristics**



**Discharge capacity by temperature and by discharge current**



**Discharge characteristics**

