
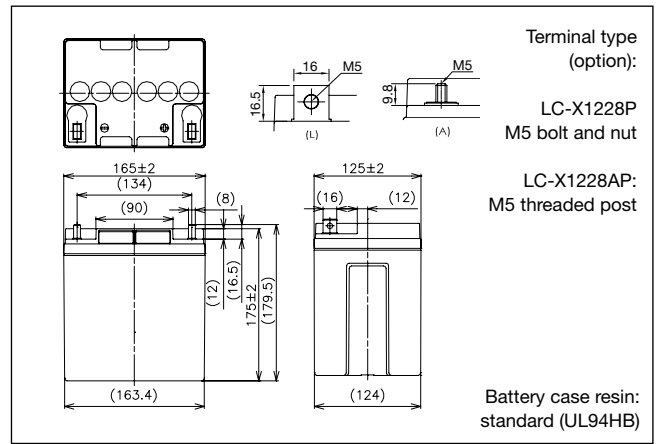


LC-X1228P/AP

For standby power supplies.
Expected trickle design life: 10 – 12 years at 20 °C according to Eurobat.



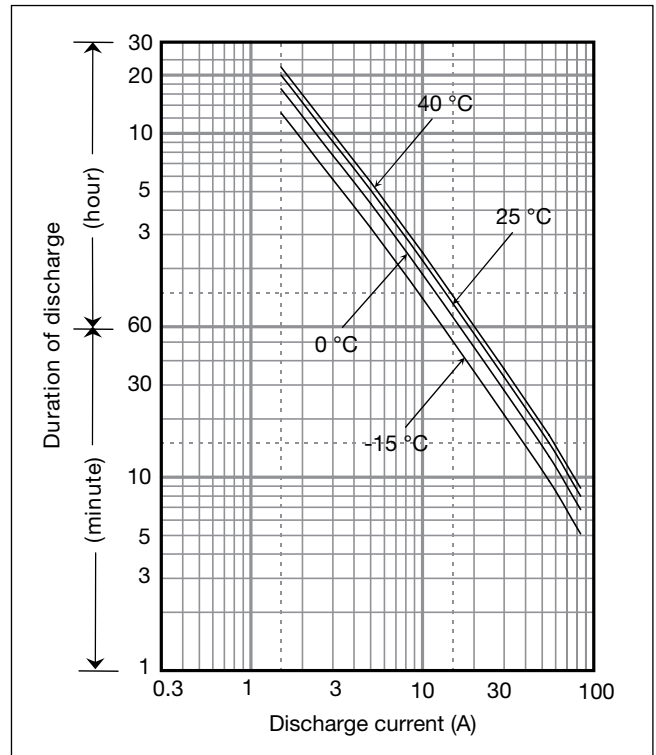
Dimensions (mm)



Specifications

Nominal voltage	12 V	
Nominal capacity (20 hour rate)	28 Ah	
Dimensions	Length	165 mm
	Width	125 mm
	Height	175 mm
	Total Height	LC-X1228P: 179.5 mm LC-X1228AP: 175 mm
Approx. mass	11 kg	
Terminal	M5 Bolt and Nut type/ M5 threaded post	

Duration of discharge vs Discharge current



Characteristics

Capacity (25 °C)	20 hour rate 10 hour rate 5 hour rate 1 hour rate	28.0 Ah 26.5 Ah 25.0 Ah 21.0 Ah
Internal resistance	Fully charged battery (25 °C)	8 mΩ
Temperature dependency of capacity (20 hour rate)	40 °C 25 °C 0 °C -15 °C	102 % 100 % 85 % 65 %
Self discharge (25 °C)	After 3 months After 6 months After 12 months	91 % 82 % 64 %

Watt Table

(Wattage/Battery)

Cut-off V	3min	5min	10min	15min	20min	30min	45min	1h	1.5h	2h	3h	4h	5h	6h	10h	20h	24h
9.6V	1423	1160	865	664	585	410	304	260	159	129	91.6	74.1	61.1	40.8	31.8	16.8	14.0
9.9V	1357	1093	849	654	579	404	294	254	156	128	90.4	72.9	59.9	51.6	31.8	16.8	14.0
10.2V	1301	1026	818	643	567	397	294	251	155	127	89.3	71.7	59.9	51.6	31.8	16.8	14.0
10.5V	1201	976	784	621	545	386	282	247	154	126	88.1	71.7	59.9	51.6	31.8	16.8	14.0
10.8V	1052	903	773	610	539	374	255	218	149	118	84.5	70.5	59.9	50.4	31.8	16.8	13.9

Ampere Table

(Ampere/Battery)

Cut-off V	3min	5min	10min	15min	20min	30min	45min	1h	1.5h	2h	3h	4h	5h	6h	10h	20h	24h
9.6V	128	104	77.2	57.7	50.4	35.0	25.9	22.1	13.5	10.9	7.7	6.2	5.1	3.4	2.65	1.40	1.17
9.9V	122	98.0	75.8	56.9	49.9	34.5	25.0	21.6	13.2	10.8	7.6	6.1	5.0	4.3	2.65	1.40	1.17
10.2V	117	92.0	73.0	55.9	48.9	33.9	25.0	21.3	13.1	10.7	7.5	6.0	5.0	4.3	2.65	1.40	1.17
10.5V	108	87.5	70.0	54.0	47.0	33.0	24.0	21.0	13.0	10.6	7.4	6.0	5.0	4.3	2.70	1.40	1.17
10.8V	94.6	81.0	69.0	53.0	46.5	32.0	21.7	18.5	12.6	10.0	7.1	5.9	5.0	4.2	2.65	1.40	1.16

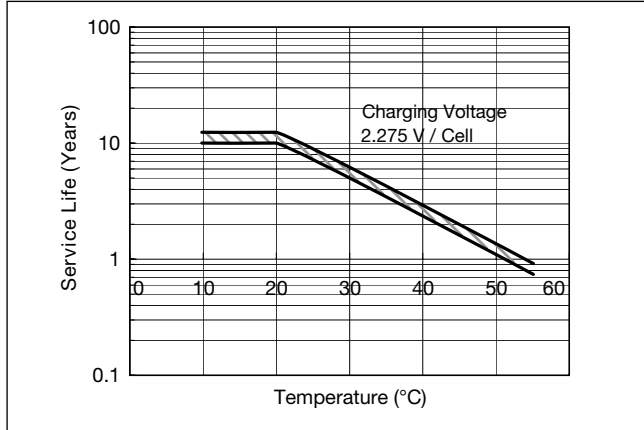
Charging Method

Trickle use Control voltage: 13.6 - 13.8 V; Initial current: 4.2 A or smaller

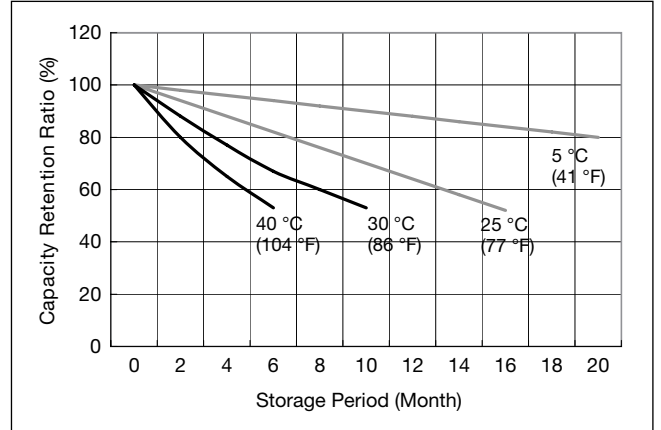
Cut off voltage

Discharge current	1.4 A - 5.6 A	5.6 A - 14 A	14 A - 28 A	28 A - 56 A	56 A - 84 A
Cut off voltage (V)	10.5	10.2	9.9	9.3	8.7

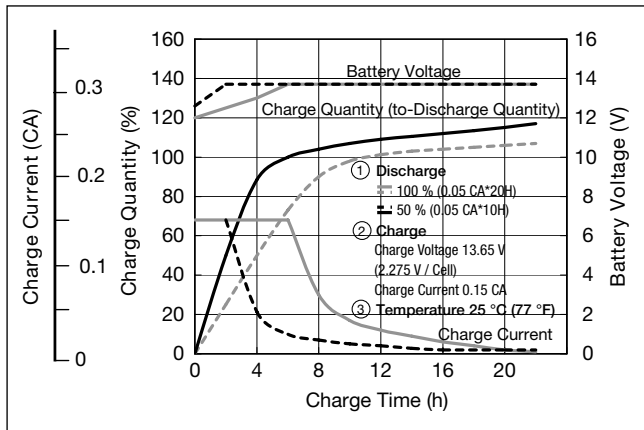
Influence of Temperature on Trickle life



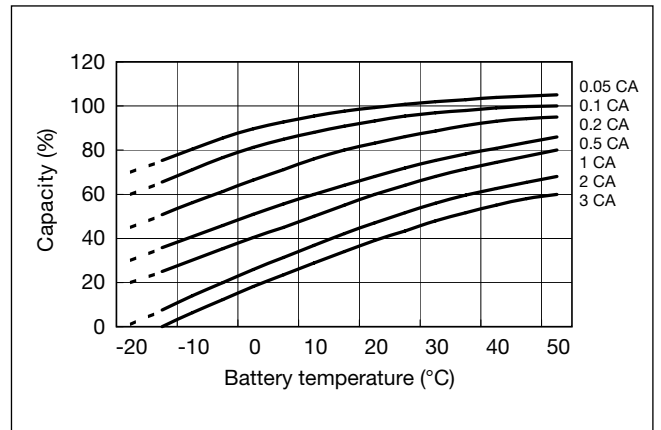
Residual capacity vs storage period



Constant-voltage and constant-current charge characteristics for Trickle use



Discharge capacity by temperature and by discharge current



Discharge characteristics

