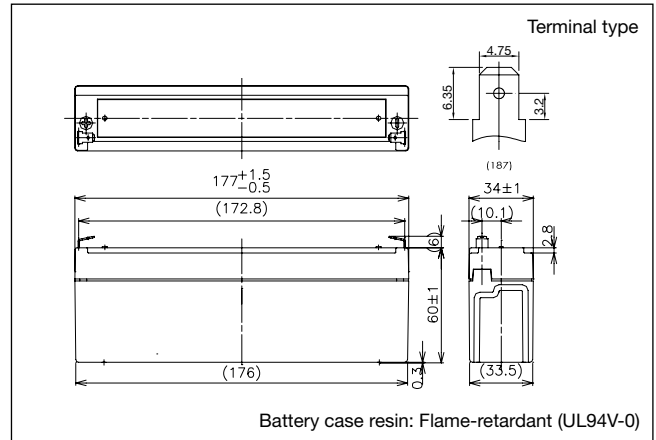


LC-P122R2P

For standby power supplies.
Expected trickle design life: 10 – 12 years at 20 °C according to Eurobat.



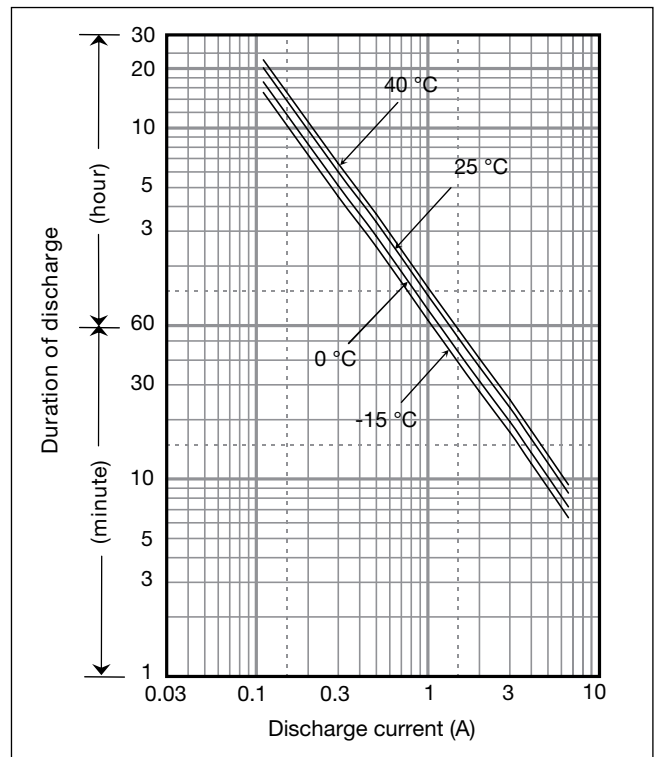
Dimensions (mm)



Specifications

Nominal voltage	12 V	
Nominal capacity (20 hour rate)	2.2 Ah	
Dimensions	Length	177 mm
	Width	34 mm
	Height	60 mm
	Total Height	66 mm
Approx. mass	0.8 kg	
Terminal	Faston 187	

Duration of discharge vs Discharge current



Characteristics

Capacity (25 °C)	20 hour rate	2.2 Ah
	10 hour rate	2.0 Ah
	5 hour rate	1.8 Ah
	1 hour rate	1.3 Ah
Internal resistance	Fully charged battery (25 °C)	70 mΩ
Temperature dependency of capacity (20 hour rate)	40 °C	102 %
	25 °C	100 %
	0 °C	85 %
	-15 °C	65 %
Self discharge (25 °C)	After 3 months	91 %
	After 6 months	82 %
	After 12 months	64 %

Watt Table

(Wattage/Battery)

Cut-off V	3min	5min	10min	15min	20min	30min	45min	1h	1.5h	2h	3h	4h	5h	6h	10h	20h	24h
9.6V	132	104	68.1	52.0	43.6	32.5	23.0	18.4	12.6	9.77	7.27	5.59	4.61	3.71	2.46	1.33	1.11
9.9V	123	97.8	66.7	51.7	42.9	32.2	22.8	18.4	12.4	9.70	7.24	5.55	4.58	3.69	2.45	1.33	1.11
10.2V	113	91.6	65.0	50.6	42.2	31.8	22.6	18.0	12.1	9.44	7.16	5.51	4.54	3.66	2.42	1.32	1.10
10.5V	101	82.1	60.2	47.1	40.1	31.1	22.2	17.6	11.9	9.12	7.05	5.48	4.50	3.62	2.41	1.32	1.10
10.8V	85	72.6	53.7	43.9	39.0	30.0	21.9	17.3	11.5	8.68	6.91	5.40	4.39	3.56	2.38	1.31	1.09

Ampere Table

(Ampere/Battery)

Cut-off V	3min	5min	10min	15min	20min	30min	45min	1h	1.5h	2h	3h	4h	5h	6h	10h	20h	24h
9.6V	11.9	9.35	6.08	4.52	3.76	2.78	1.96	1.56	1.07	0.825	0.611	0.468	0.385	0.309	0.205	0.111	0.0926
9.9V	11.0	8.77	5.96	4.49	3.70	2.75	1.94	1.56	1.05	0.819	0.608	0.464	0.382	0.308	0.204	0.111	0.0923
10.2V	10.2	8.22	5.81	4.40	3.64	2.72	1.93	1.53	1.03	0.798	0.602	0.461	0.379	0.306	0.202	0.110	0.0920
10.5V	9.0	7.36	5.38	4.09	3.45	2.66	1.89	1.50	1.01	0.770	0.593	0.458	0.376	0.302	0.201	0.110	0.0917
10.8V	7.6	6.51	4.80	3.82	3.36	2.57	1.86	1.47	0.98	0.733	0.581	0.452	0.367	0.297	0.199	0.109	0.0911

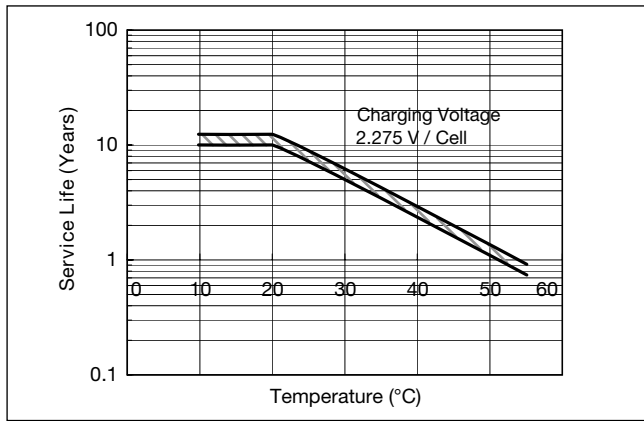
Charging Method

Trickle Use	Control voltage: 13.6 - 13.8 V; Initial current: 0.33 A or smaller
-------------	---

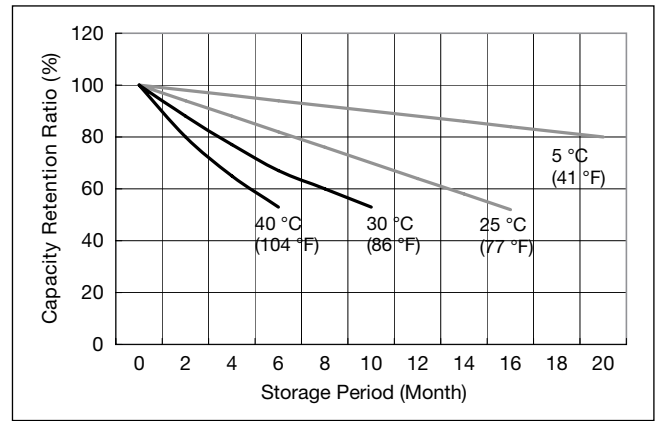
Cut off voltage

Discharge current	0.011 A - 0.44 A	0.44 A - 1.1 A	1.1 A - 2.2 A	2.2 A - 4.4 A	4.4 A - 6.6 A
Cut off voltage (V)	10.5	10.2	9.9	9.3	8.7

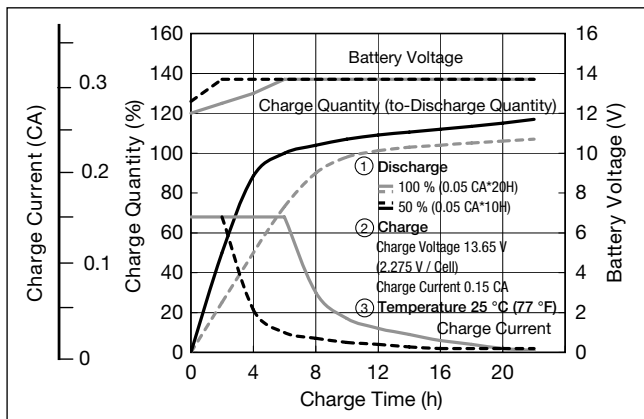
Influence of Temperature on Trickle life



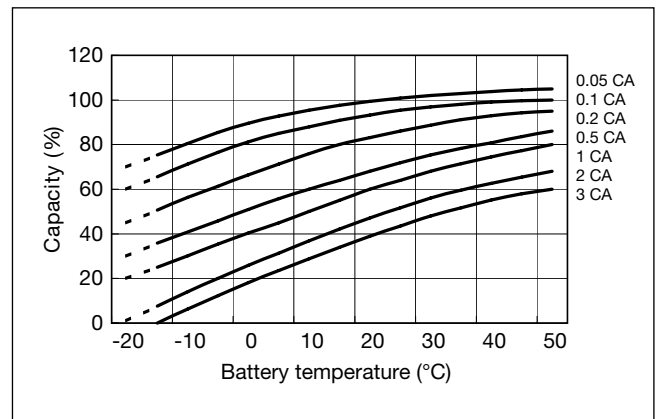
Residual capacity vs storage period



Constant-voltage and constant-current charge characteristics for Trickle use



Discharge capacity by temperature and by discharge current



Discharge characteristics

