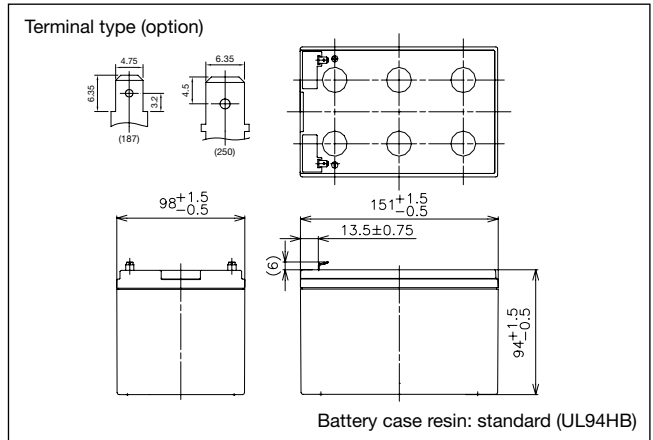


LC-CA1215P

For main power supplies.
Cycle long life type.



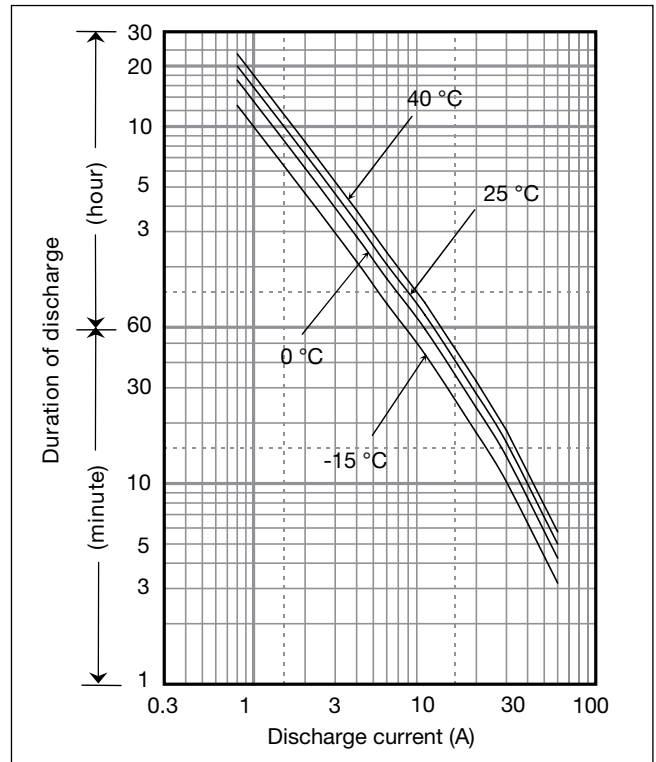
Dimensions (mm)



Specifications

Nominal voltage	12 V	
Nominal capacity (20 hour rate)	15 Ah	
Dimensions	Length	151 mm
	Width	98 mm
	Height	94 mm
	Total Height	100 mm
Approx. mass	4.2 kg	
Terminal	Faston 187 or Faston 250 with hole	

Duration of discharge vs Discharge current



Characteristics

Capacity (25 °C)	20 hour rate	15.0 Ah
	10 hour rate	14.0 Ah
	5 hour rate	12.9 Ah
	1 hour rate	10.0 Ah
Internal resistance	Fully charged battery (25 °C)	30 mΩ
Temperature dependency of capacity (20 hour rate)	40 °C	102 %
	25 °C	100 %
	0 °C	85 %
	-15 °C	65 %
Self discharge (25 °C)	After 3 months	91 %
	After 6 months	82 %
	After 12 months	64 %

Watt Table

(Wattage/Battery)

Cut-off V	3min	5min	10min	15min	20min	30min	45min	1h	1.5h	2h	3h	4h	5h	6h	10h	20h	24h
9.6V	850	682	455	350	292	217	157	123	83.9	65.0	47.1	36.0	29.9	25.2	16.2	8.75	7.30
9.9V	799	646	444	343	286	213	156	123	82.8	64.6	46.9	35.8	29.7	25.1	16.1	8.74	7.29
10.2V	741	607	433	336	281	211	154	121	81.4	63.4	46.4	35.7	29.5	24.9	15.9	8.72	7.27
10.5V	667	555	404	318	270	206	152	118	80.1	61.9	45.7	35.5	29.4	24.8	15.9	8.70	7.25
10.8V	576	497	368	300	263	199	146	116	77.7	59.6	44.8	35.1	28.9	24.5	15.7	8.66	7.21

Ampere Table

(Ampere/Battery)

Cut-off V	3min	5min	10min	15min	20min	30min	45min	1h	1.5h	2h	3h	4h	5h	6h	10h	20h	24h
9.6V	76.5	61.2	40.6	30.4	25.2	18.5	13.4	10.5	7.11	5.49	3.96	3.01	2.49	2.10	1.35	0.73	0.61
9.9V	71.8	58.0	39.7	29.9	24.7	18.2	13.3	10.4	7.01	5.45	3.94	3.00	2.48	2.09	1.34	0.73	0.61
10.2V	66.6	54.5	38.6	29.2	24.2	18.1	13.1	10.3	6.89	5.36	3.90	2.99	2.46	2.08	1.33	0.73	0.61
10.5V	59.9	49.8	36.1	27.6	23.3	17.6	13.0	10.0	6.78	5.22	3.84	2.97	2.45	2.07	1.33	0.72	0.60
10.8V	51.8	44.6	32.9	26.1	22.7	17.0	12.5	9.82	6.58	5.03	3.77	2.94	2.41	2.04	1.31	0.72	0.60

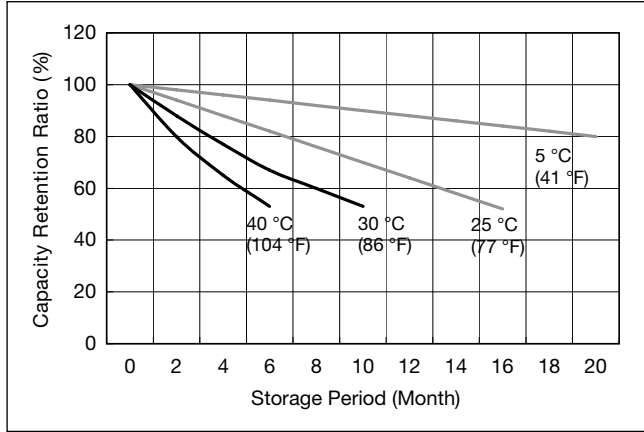
Charging Method

Cycle Use	Control voltage 14.5 - 14.9 V; Initial current 6 A or smaller
-----------	---------------------------------------------------------------

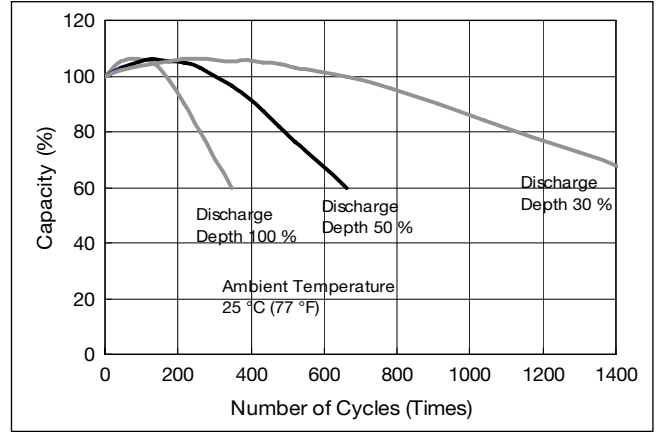
Cut off voltage

Discharge current	0.75 A - 3 A	3 A - 7.5 A	7.5 A - 15 A	15 A - 30 A	30 A - 45 A
Cut off voltage (V)	10.5	10.2	9.9	9.3	8.7

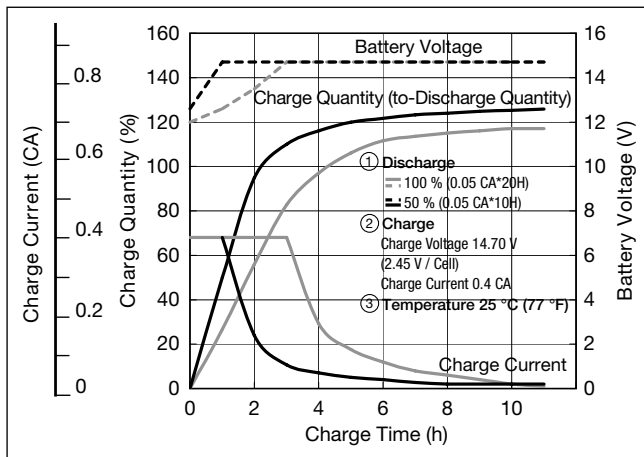
Residual capacity vs storage period



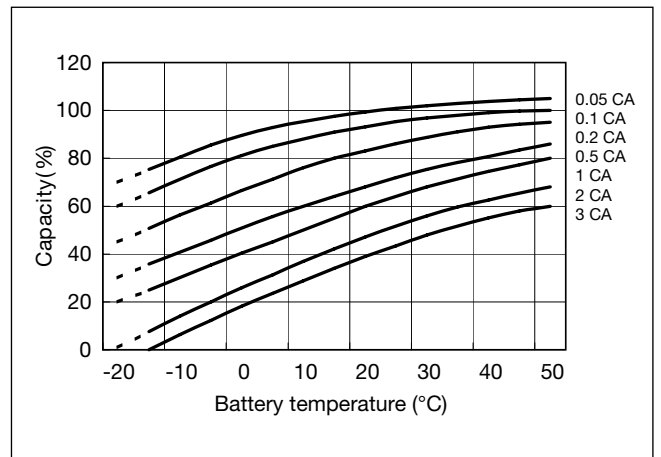
Cycle life vs Depth of discharge



Constant-voltage and constant-current charge characteristics



Discharge capacity by temperature and by discharge current



Discharge characteristics

