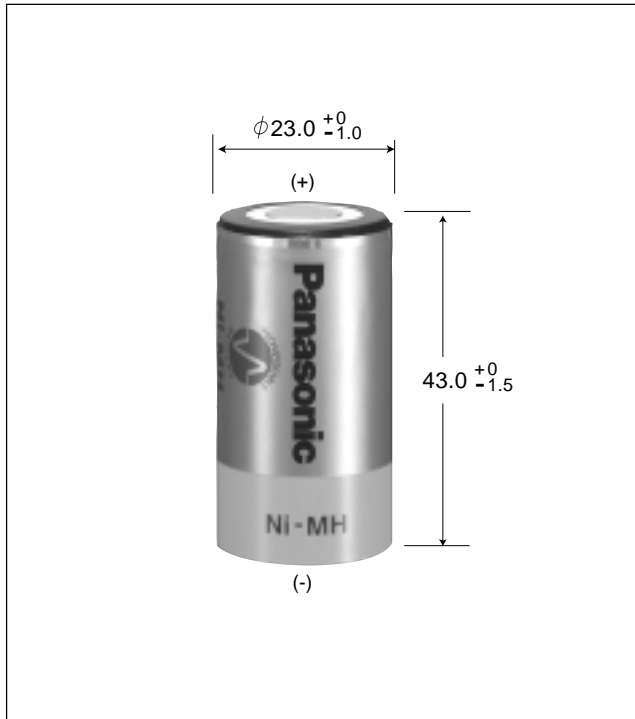
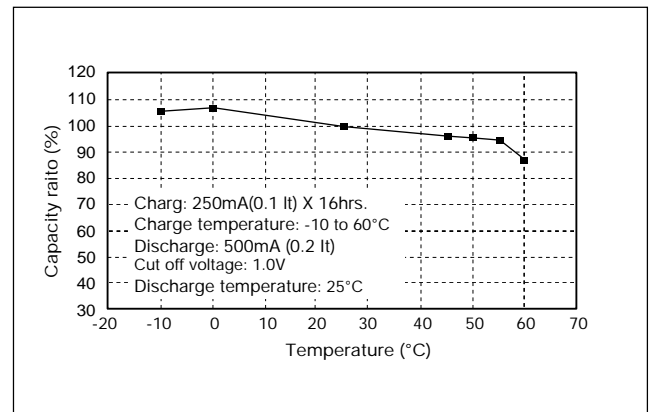
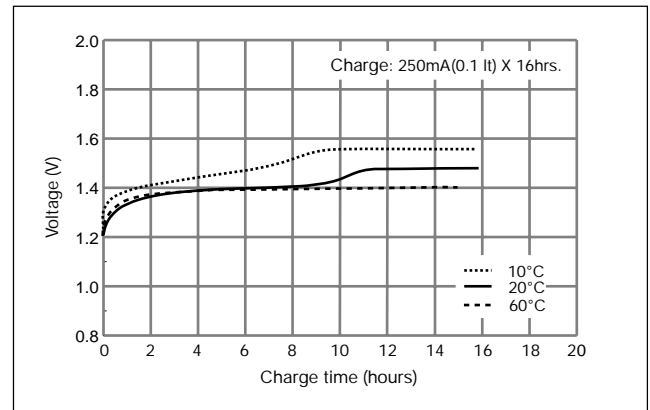


HHR-250SCH/FT Cylindrical SC size (HR23/43) for back-up use

Dimensions (with tube) (mm)



Typical charge characteristics



Specifications

Diameter	23.0+0 / -1.0mm
Height	43.0+0 / -1.5mm
Approximate Weight	55g

Nominal Voltage		1.2V
Discharge Capacity	Average ^{*1}	2,650mAh
	Rated (min.)	2,500mAh
Approx. Internal impedance at 1000Hz at charged state.		5mΩ
Charge	Standard	250mA X 16hrs.
	Rapid	1,250mA X 2.4hrs.
	Low rate	125mA X 32hrs. 83mA X 48hrs.
Ambient Temperature	Charge	-10°C to 60°C
	Rapid	-10°C to 60°C
	Low rate	-10°C to 45°C
Discharge		-10°C to 60°C
Storage	<1 year	-20°C to 35°C
	<6 months	-20°C to 45°C
	<1 month	-20°C to 55°C
	<1 week	-20°C to 65°C

*1 After charging at 0.1It for 16 hours, discharging at 0.2It.

*2 For reference only.

Battery performance and cycle life are strongly affected by how they are used. In order to maximize battery safety, please consult Panasonic when determining charge/discharge specs, warning label contents and unit design.

*The data in this document are for descriptive purposes only and are not intended to make or imply any guarantee or warranty.

Typical discharge characteristics

